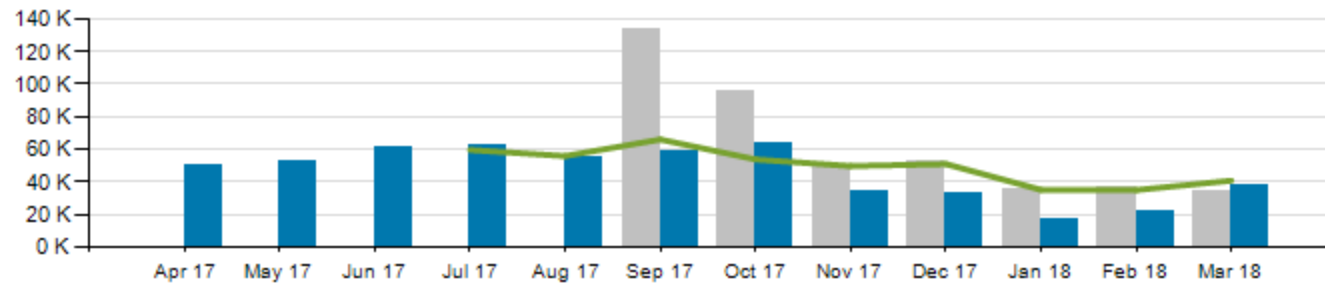


CB Connector Ridership

Total Ridership

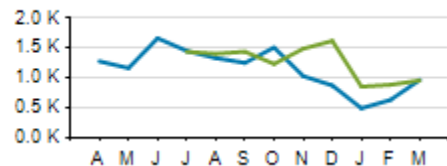


	ACTUAL	BUDGET	VARIANCE (%/#)		FY2017	Variance (%/#)	
TOTAL	37,471	40,875	-8.3%	-3,404	34,679	8.1%	2,792
FYTD TOTAL	384,201	447,690	-13.5%	-63,489	437,429	-12.2%	-53,228

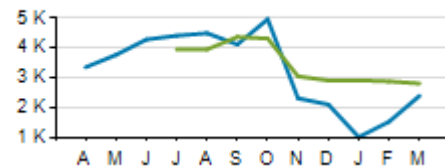
■ Current Year
 ■ Prior Year
 — Budget

CB Connector KPIs

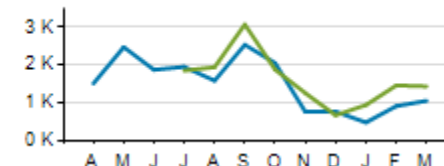
Average Ridership: Weekday



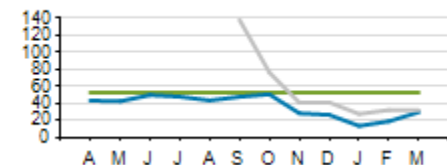
Average Ridership: Saturday



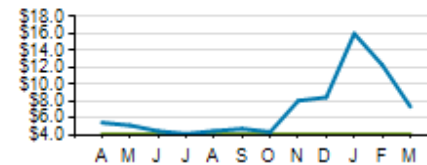
Average Ridership: Sunday



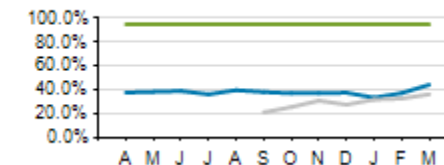
Passengers per Hour



Cost per Passenger



On-Time Performance



	ACTUAL	KPI	VARIANCE
COST PER PASSENGER	\$7.36	\$4.10	+\$3.26
AVERAGE HEADWAY (PEAK/OFF-PEAK)	13:22/15:28	12:00/15:00	+1:22/+0:28
PASSENGERS PER HOUR	29.9	52.8	-22.9
COST RECOVERY	9.1%	14.3%	-5.2%