

Streetcar Update

Review of August 2017

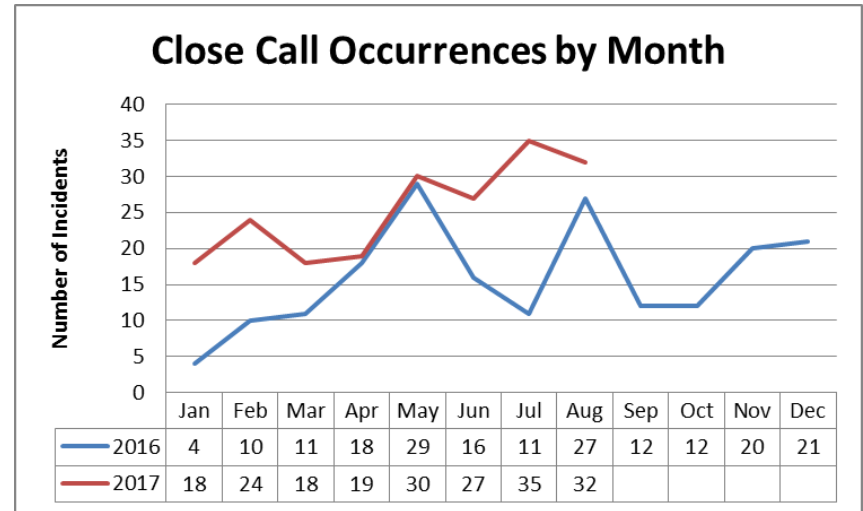


Cincinnati Bell® connector

Safety Metrics: Near Miss

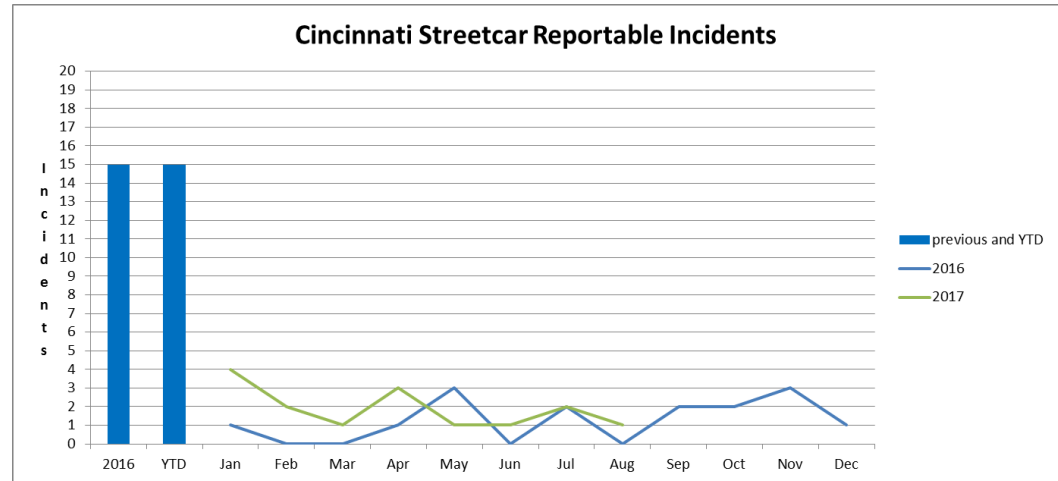
Near Miss Incident Breakdown

- 80% initiated by other vehicle:
 - Most interactions due to maneuvers in front of or around Streetcar
 - 17% Pedestrian Interactions (Jay walking)
- Incidents most likely to occur: Walnut at 5th, Race at Twelfth and Main at 5th
- Most likely to occur between 11 and 2 PM and between 4 and 5 PM
- Frequency up due to construction



Safety Metrics: Reportable Incidents

- Incident Types (Since RSD)
 - 80% Collision
 - 13% Evacuation
 - 7% Medical-related
- 15 Reportable Incidents YTD for 2017



Safety and Security Activities

Safety	Security
SORTA Safety Staff performed Internal Audit of Cincinnati Streetcar – results forthcoming	CPD reviewing traffic on Henry Street
Preparing for triennial audit	
SSRC meetings	
Closure of open CAP's	
Incident Investigation	

August Ridership Summary

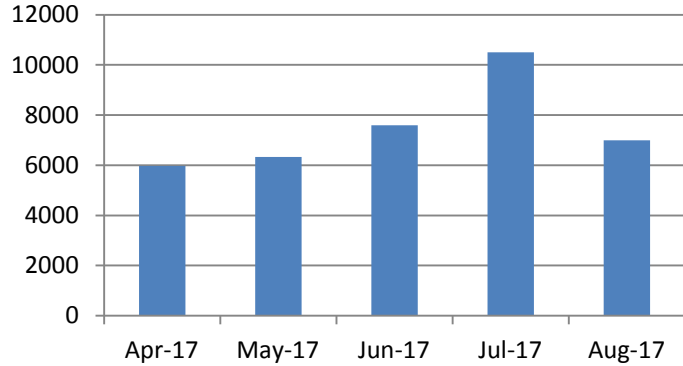
	Ridership	Ridership Budget	Variance
Weekday	30,692	32,359	-1,667
Saturday	18,010	15,834	+2,176
Sunday	6,347	7,776	-1,429
Total	55,049	55,969	-920

*Includes any supplemental service

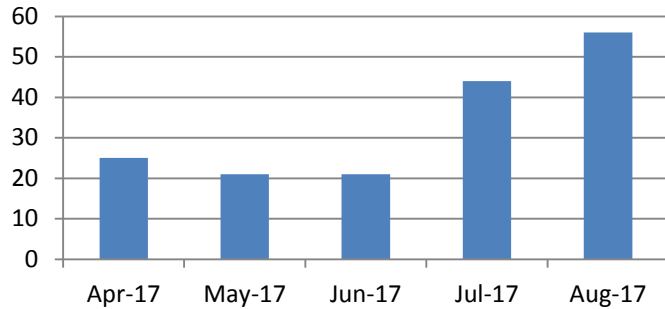
*Does not include charter service

Fare Compliance

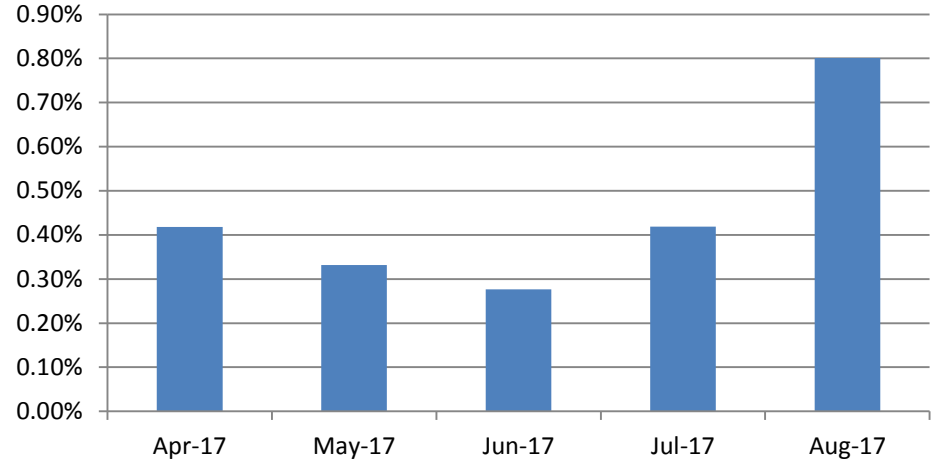
Fare Inspections



Citations



Fare Evasion Rate

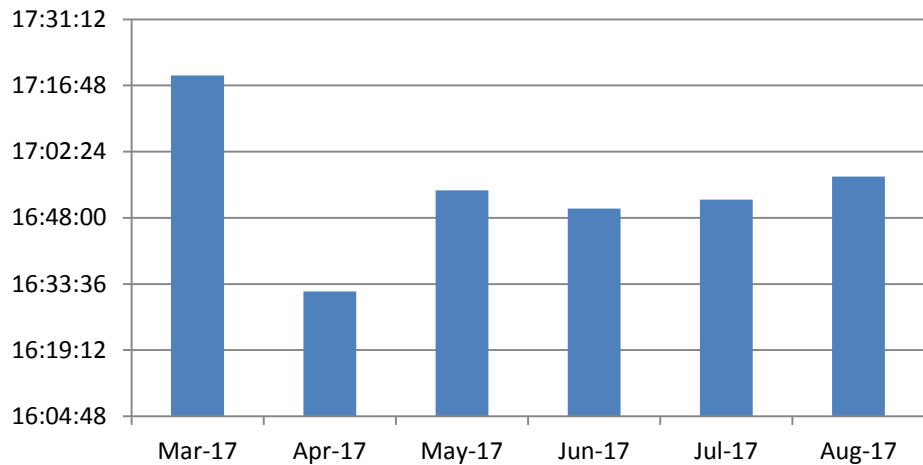


August Operations Summary

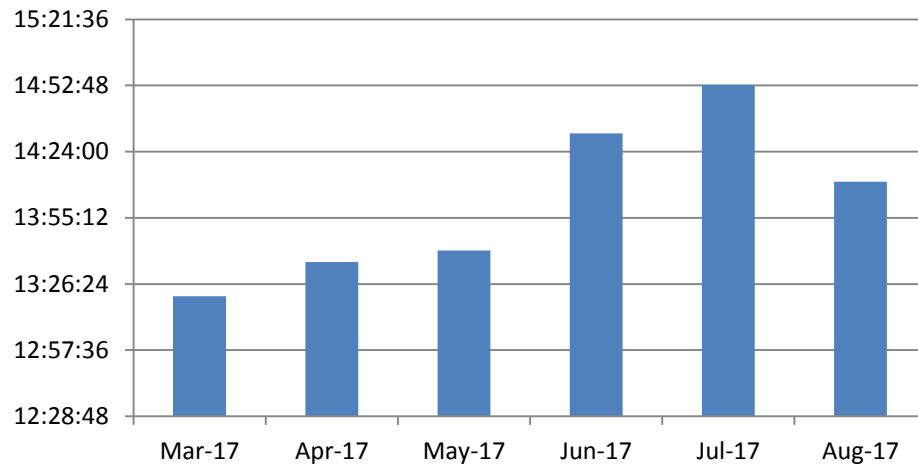
Trips Scheduled	Trips Operated	Missed Trips	Average Headway	Blockages*	Signal Failures	Close Calls	TAA	Charters
2,337	2,001	277	14:11 (12 min) 16:57 (15 min)	38 (total) 37 (more than 2 min)	10	31	3	0

Operations Trends

Average Off Peak Headway

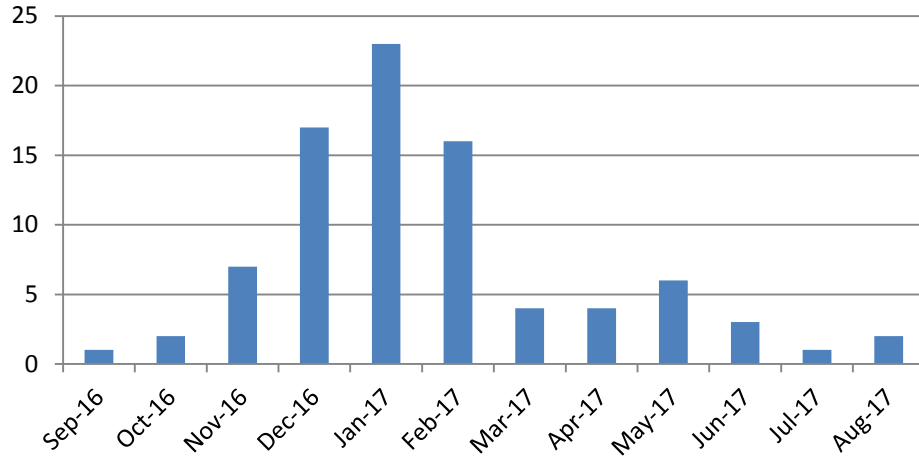


Average Peak Headway



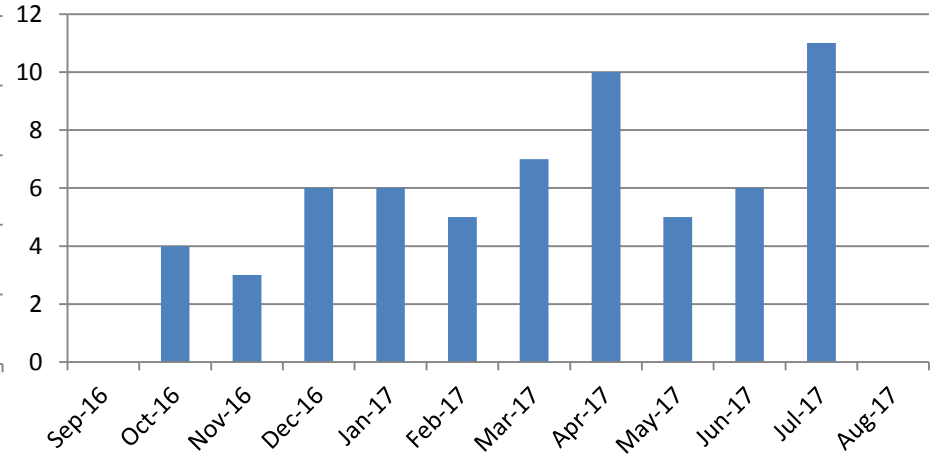
Operations Trends

Change Off Road



Streetcar vehicle failure resulting in removal of vehicle from service; can be a failure of a safety device or electro/mechanical failure – requires off-load of passengers and results in 60+ minutes suspension of service and can result in reduced service (increased headway)

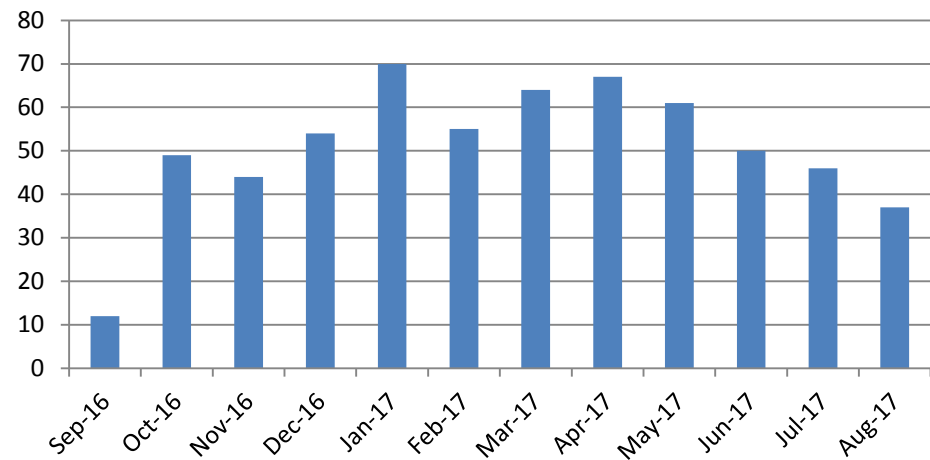
Train Failure Road



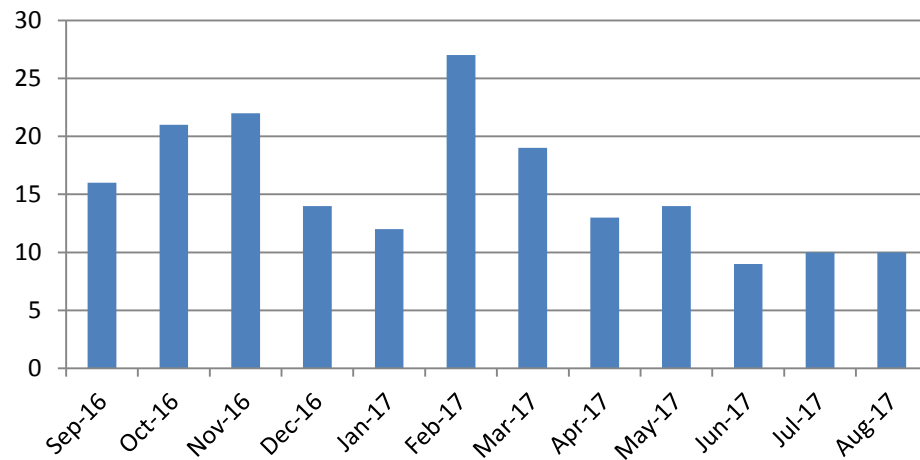
Streetcar vehicle failure that can be remedied on the line – typically results in 5 to 60 minutes suspension of service

Operations Trends

Streetcar Blockages



Traffic Signal Failures



Current Fleet Status

- 1176 out of service (9/7/2017)
 - Flooring investigation
- 1178 HVAC failure (9/2/2017 - 9/6/2017)
- Field Modification Instruction (FMI)
 - CAF to submit schedule

QUESTIONS?