

# Streetcar Update

## Review of February 2018

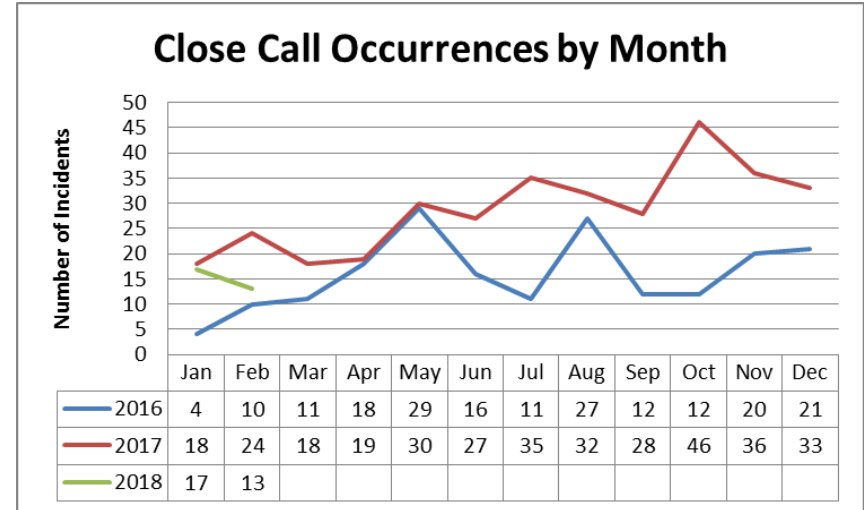


**Cincinnati Bell® connector**

# Safety Metrics: Near Miss

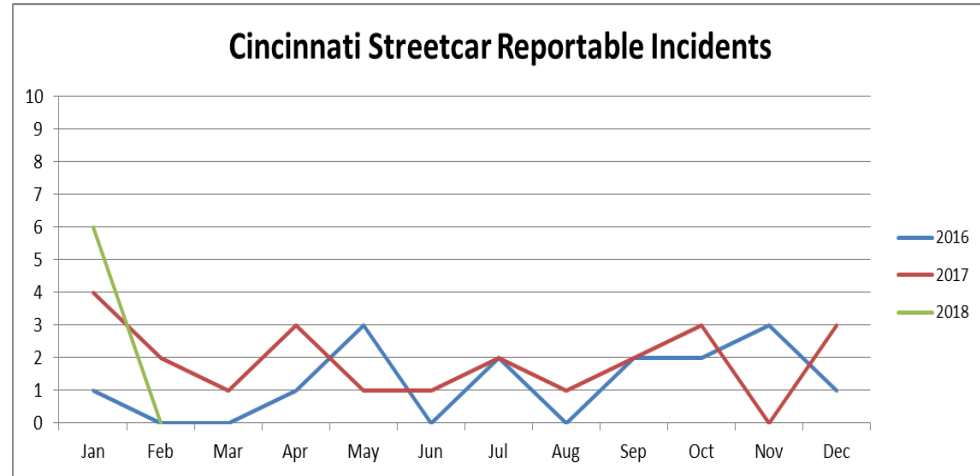
## Near Miss Incident Breakdown

- 83% initiated by other vehicle:
  - Most interactions due to maneuvers in front of or around Streetcar (Cut's off, red light running)
  - 15% Pedestrian Interactions (Jay walking)
- Incidents most likely to occur: Main at 5<sup>th</sup>
- Most likely to occur:
  - Fridays
  - 11:00 and Noon, 4 pm and 5 pm



# Safety Metrics: Reportable Incidents

- 6 Reportable Incidents in 2018: 3 Collisions, 1 collision/derailment , 1 derailment and 1 evacuation
- No reportable incidents in February



# Safety and Security Activities

- 2/12/18 – 2/14/18 ODOT Quarterly
- Weekly SSRC and CAP committee meetings
- Confirmation of 27 closed CAP's with an additional 9 pending
- 2/16/18 ODOT adopts and approves revised Accident Investigation SOP

# Marketing/Communications

Partnered with Over-the-Rhine Chamber to produce updated street maps and tear-off maps for distribution through retail and restaurants



# Marketing/Communications

## Facebook

Followers: **4,028** ▲ by 3

Reach: **17,152**

Engagements: **820**



## Twitter

Followers: **4,368** ▲ by 44

Impressions: **136K**

Engagements: **433**

## Instagram

Followers: **1,014** ▲ by 11

Engagements: **209**

# February Ridership Summary

	Ridership	Ridership Budget	Variance
Weekday	12,648	17,705	-5,057
Saturday	6,130	11,549	-5,419
Sunday	3,650	5,838	-2,188
Holiday	-	-	-
<b>Total</b>	<b>22,428</b>	<b>35,092</b>	<b>-12,664</b>

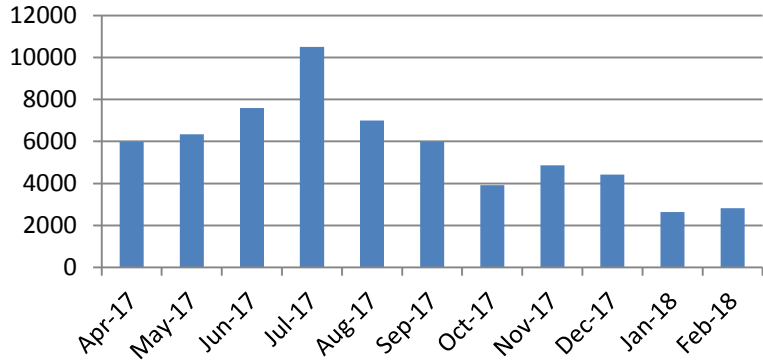
*Note: no service Wednesday 2/7 and Thursday 2/8 due to ice on overhead contact system*

\*Includes any supplemental service

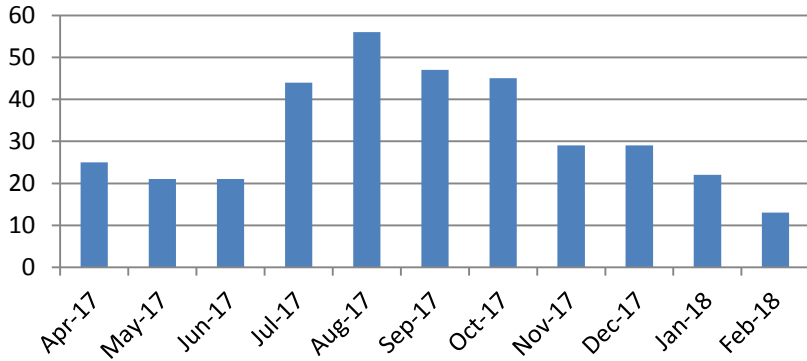
\*Does not include charter service

# Fare Compliance

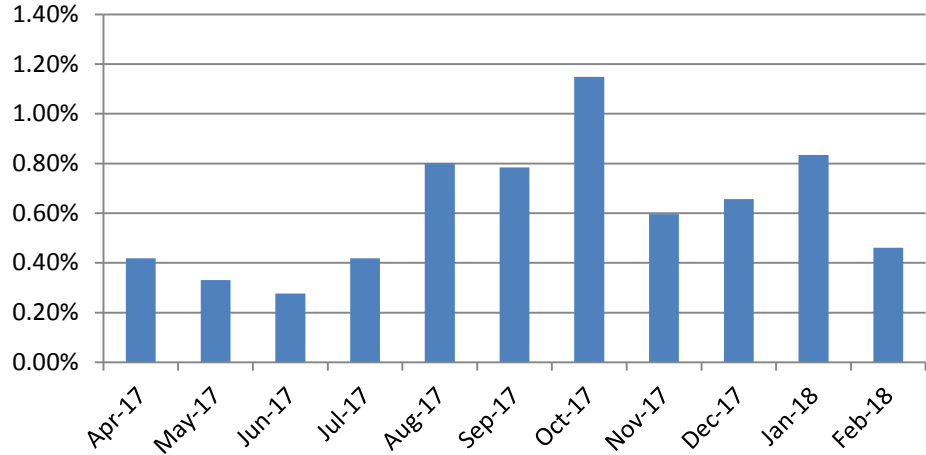
## Fare Inspections



## Citations



## Fare Evasion Rate



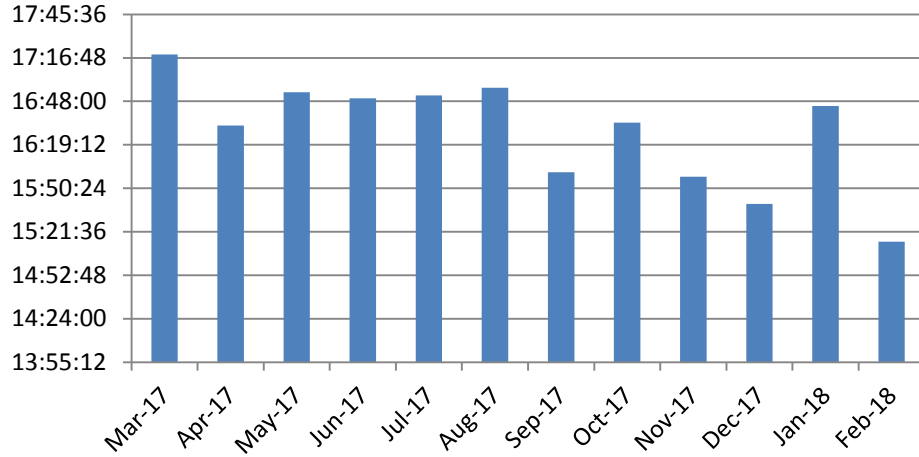


# February Operations Summary

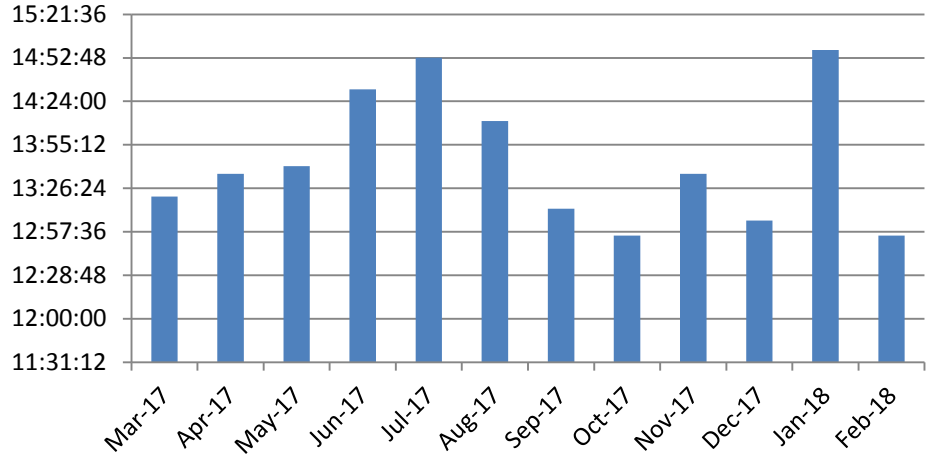
Trips Scheduled	Trips Operated	Missed Trips*	Average Headway	Blockages	Signal Failures	Close Calls	TAA	Charter
2,100	1,852	248	12:55 (12 min) 15:15 (15 min)	125 (total) 94 (more than 2 min)	2 (total) 2 (more than 2 min)	13	20	0

# Operations Trends

## Average Off Peak Headway

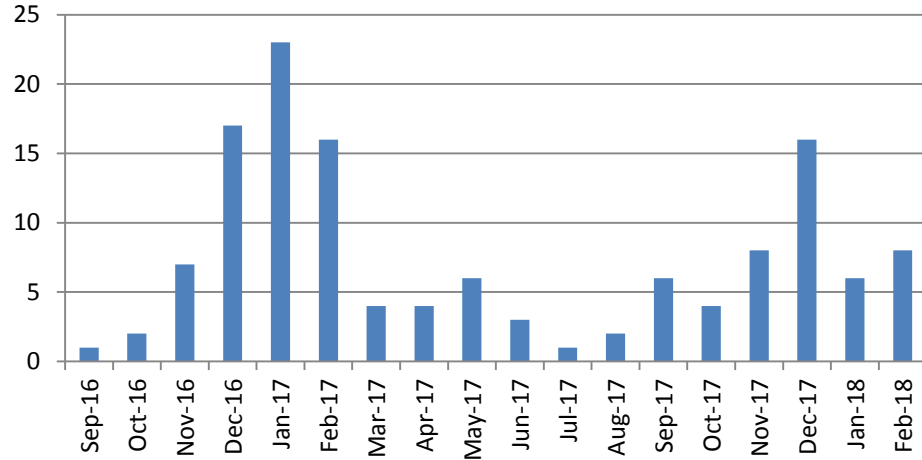


## Average Peak Headway



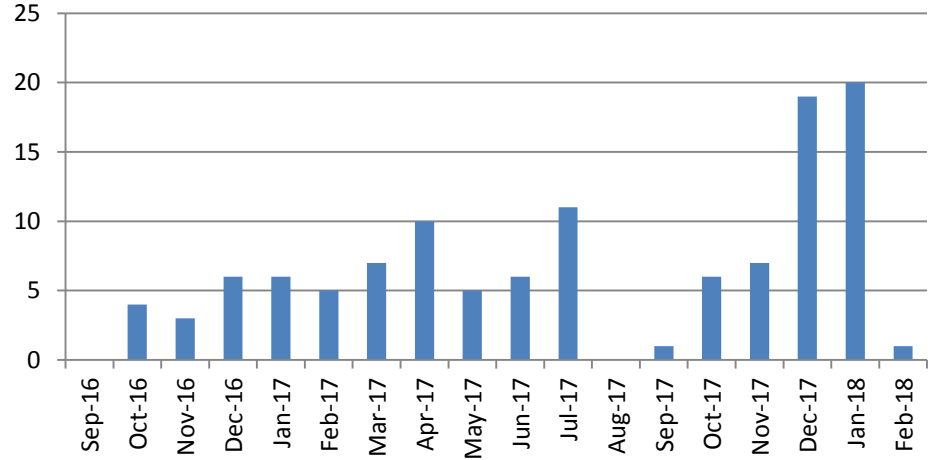
# Operations Trends

## Change Off Road



**Streetcar vehicle failure resulting in removal of vehicle from service; can be a failure of a safety device or electro/mechanical failure – requires off-load of passengers and results in 60+ minutes suspension of service and can result in reduced service (increased headway)**

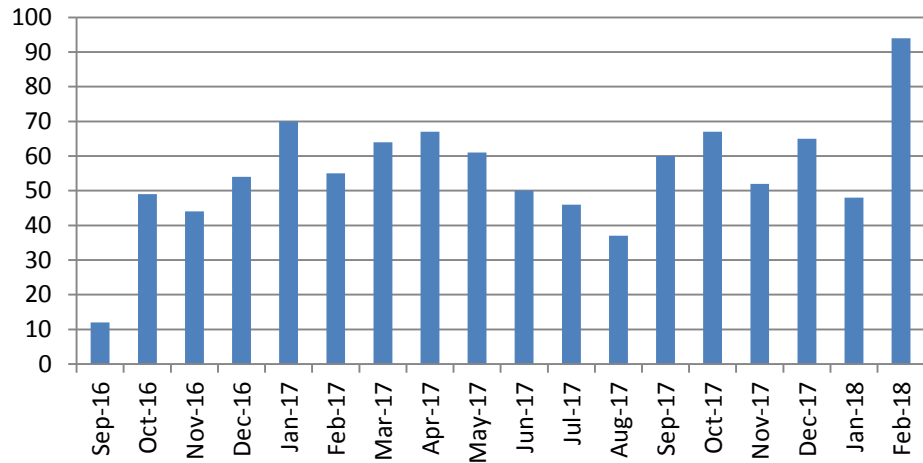
## Train Failure Road



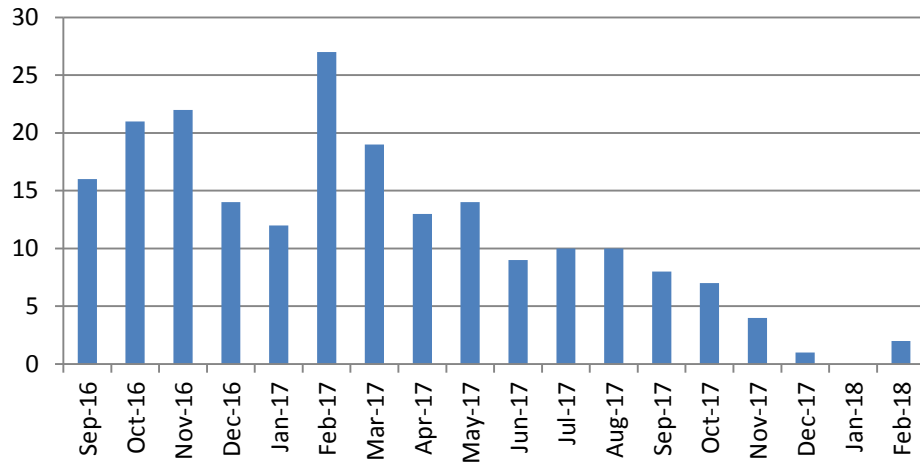
**Streetcar vehicle failure that can be remedied on the line – typically results in 5 to 60 minutes suspension of service**

# Operations Trends

## Streetcar Blockages



## Traffic Signal Failures



# Ticket Vending Machines

- Waterproofing and Installation/Electrical
  - 19 TVMs
  - Upgrades complete on schedule on budget
  - Extended Warranty
- Hardwire Banks Station
  - Elimination cellular connection
  - Improved reliability

# Vehicle Status

- Overall fleet minor crash damage repair
- 1177 out of service crash damage
  - 1/19 major incident with automobile
  - Derailment inspection
  - Long lead parts
- 1179 out of service
  - Wheel issues

**QUESTIONS?**